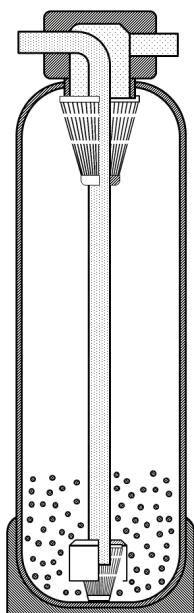
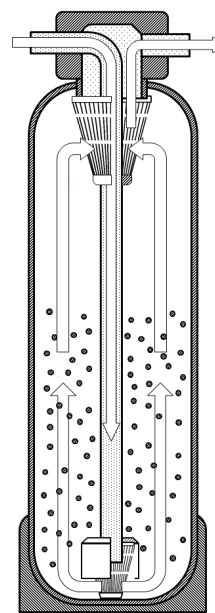


## Scaleout CIS



Scaleout at rest



Scaleout in service

### Approvals & compliances:

NSF/ANSI-61: Drinking water system components

BS6920 Material compatibility


### How it works

Water contains two different types of hardness ions, but only one causes scale. This is called a calcium ion. The scale causing calcium ion (dissolved limescale) passes through a bed of food grade ceramic beads within the unit, and is transformed into a non-scale causing calcium crystal. This process is called Nucleation Assisted Crystallization or NAC in short. The crystals attach themselves to the beads. When they reach a certain size, they release themselves from the beads back into the water, where the majority adhere themselves to the Post Filter (optional).

As a result of this physical change (permanent), scale no longer has the possibility of forming on surfaces including heating coils and elements, fittings, or the inside of pipes etc. The water becomes both non-scale forming and also descaling, offering many benefits to the homeowner in its performance.

Crystals, a by-product of Scaleouts operation, can in areas with high levels of water hardness, show themselves after water has evaporated. In aesthetic applications, we recommend they are simply wiped away before the majority are allowed to accumulate.

Additionally, Monarchs unique CBT ensures pH stability and corrosion control in all types of water. It is the only one available to give this guarantee.



Monarchs unique ceramic beads

### FURTHER INFORMATION

The beads have a life expectancy of 2 years in commercial applications as determined by the cleanliness of the incoming water supply (not water hardness).

All models recommended for use on a potable water supply only.

In areas of high water hardness, a Post Filter is recommended.

The Post Filter has a low cost internal cartridge that is to be changed approx every 6 months as determined by the water quality required.

Post Filters can be connected directly to the outlet on all CIS models. A remote mounting kit is available – details on request.

**MONARCH  
SCALEOUT**

